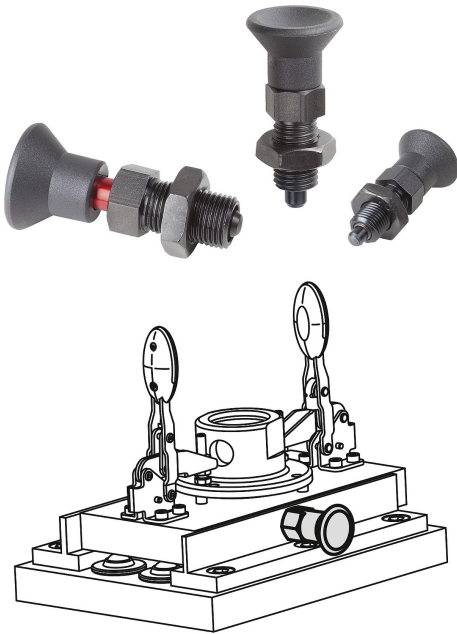


Indexing plungers with locked mark

Item description/product images



Description

Material:

Indexing pin steel.
Threaded sleeve 1.0718.
Mushroom knob black grey thermoplastic.
Lock mark aluminium.

Version:

Indexing pin steel, hardened, ground and black oxidised.
Threaded sleeve black oxidised.
Lock mark red anodised.

Note:

Indexing plungers are used to prevent any change in locking position due to lateral forces. A new locking position can only be set after the plunger has been manually disengaged.

When the lock mark is visible the plunger is either completely disengaged or only partly in the index position.

On request:

Special versions.

Accessory:

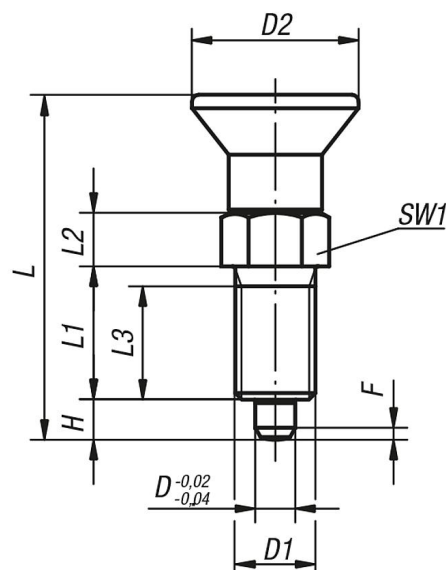
Spacer rings K0665

Drawing reference:

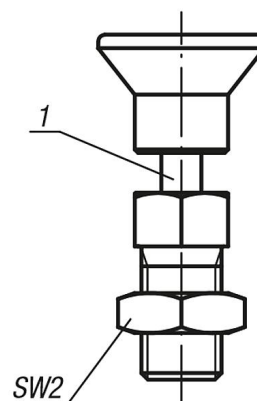
1) marking ring

Drawings

Form A
non-lockout type
without locknut



Form B
non-lockout type
with locknut



Indexing plungers with locked mark

Overview of items

Indexing plungers with locked mark

Order No.	Form	D	D1	D2	L	L1	L2	L3	H	SW1	SW2	Fx30°	Spring force initial pressure F1 approx. N	Spring force final pressure F2 approx. N
K1149.71105	A	5	M10x1	21	43,5	17	7	15	5	13	-	1,3	5	12
K1149.71206	A	6	M12x1,5	25	51,7	20	8	17	6	14	-	1,8	6	14
K1149.71308	A	8	M16x1,5	33	68	26	10	23	8	19	-	2,3	15	35
K1149.72105	B	5	M10x1	21	43,5	17	7	15	5	13	17	1,3	5	12
K1149.72206	B	6	M12x1,5	25	51,7	20	8	17	6	14	19	1,8	6	14
K1149.72308	B	8	M16x1,5	33	68	26	10	23	8	19	24	2,3	15	35